

## Araldite® Standard 2-component epoxy adhesive



- Presentation**
- 2 x 5ml; 2 x 15ml; 2x75ml; 24ml syringe
- SAP code**
- 510106; 510107; 510104; 510105

- Basic properties**
- **Multi-purpose**
  - **Long handling or work time**
  - **Non-shrinking**
  - **Good resistance to dynamic loads**
  - **Adhesion to a broad range of commonly used substrates**

**Description**

Araldite® Standard is a multi-purpose 2-component adhesive that cures at room temperature and has high mechanical strength and hardness. It is suitable for bonding a broad range of substrates including metals, ceramics, glass, rubbers, rigid plastics and many other commonly used materials. It is a versatile adhesive for craftspeople and for many industrial applications.

**Technical characteristics**


Characteristic	Araldite® Standard Resin	Araldite® Standard Hardener	Araldite® Standard Mixture
Colour (visual)	Neutral	Pale yellow	Pale yellow
Density (kg/l)	1.17	0.97	1.07
Viscosity at 25 °C (Pa. s)	30 – 50	20 – 40	30 – 45
Handling time (100 g, 25 °C)	-	-	100 – 150 minutes

**Instructions for use**

**Pre-treatment**

The strength of the bond will depend on the correct preparation of the surfaces to be joined. The surfaces to be joined should be previously cleaned with a good degreasing agent such as acetone or isopropanol (for plastics) in order to remove all traces of oil, grease and dirt. Low-grade alcohol, petrol or paint thinners should never be used as degreasing agents. The strongest bonds are obtained by subjecting previously degreased surfaces to mechanical abrading or chemical etching. If mechanical abrasion is used, surfaces will need to be degreased again after treatment.

Mixing ratio	Proportions by weight	Proportions by volume
Araldite® Standard Resin	100	100
Araldite® Standard Hardener	80	100



# Araldite®



### Application of adhesive

The resin/hardener mixture must be applied directly or using a spatula onto the dry, prepared surfaces.

A layer of adhesive with a thickness between 0.05 and 0.10 mm will provide a bond of maximum mechanical strength.

The surfaces to be joined must be placed in their final, definitive position once the adhesive has been applied.

### Tool maintenance

All tools can be cleaned with warm soapy water before adhesive residues have cured. Removing cured adhesive is difficult and time-consuming.

If solvents such as acetone are used for cleaning, take necessary protective measures and avoid contact with eyes and skin.

### Minimum resistance times to mechanical shear strength

Temperature	°C	23
Curing time	Hours	6
LSS > 1MPa	Minutes	
Curing time	Hours	10
LSS > 10MPa	Minutes	

LSS = Lap-shear strength

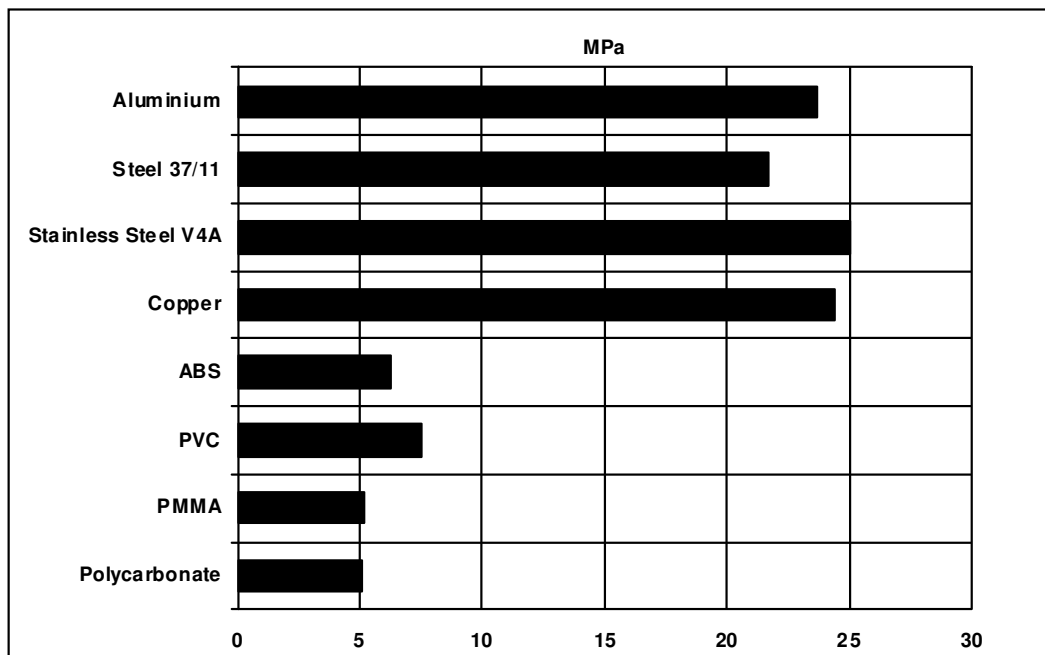
### Typical properties of the mixture

#### Average resistance to mechanical shear stress of typical bonds (ISO 4587)

Cured: 16 hours; 40°C

Test: 23°C

Pre-treatment: plastics abraded and degreased, metals shot blasted and degreased.



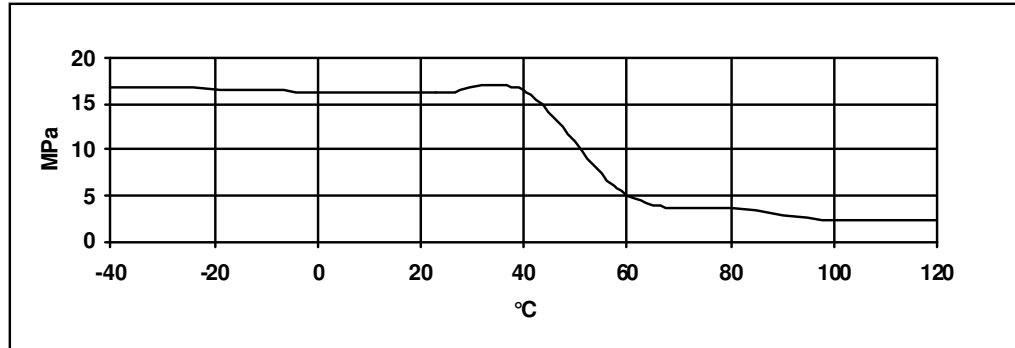
#### Resistance to shear stress against temperature (ISO 4587) (typical average values)



# Araldite®



Shot blasted, degreased aluminium Cured: 16 hours; 40 °C



## Storage

Araldite® Standard may be stored for up to 3 years at room temperature, as its components are packaged in sealed tubes.

## Handling and safety

### Caution

Our products are in general quite harmless provided that the usual precautions for the handling of chemicals are used. Materials that have not hardened should be kept away from contact with food or utensils that are going to be in contact with food. Measures must be taken to prevent uncured materials from coming into contact with skin, since people with particularly sensitive skin may be affected. The use of impermeable rubber or plastic gloves will normally be required. The same applies to the use of eye protection. The skin should be washed with warm soapy water at the end of each period of work. Avoid the use of solvents on the skin. Disposable paper towels should be used, not fabric towels, for drying the skin. Adequate ventilation of the work space is recommended. These precautions are described in greater detail in individual product safety data sheets.

We guarantee the uniformity of the properties of our products in all supplies. The recommendations and information published in this technical data sheet are based on our current knowledge and rigorous laboratory tests. Due to the many variations in each project's materials and conditions, we ask our customers to conduct their own tests of utility under working conditions and following our general instructions. This will avoid any subsequent damage, for the consequences of which the company is not responsible.

The information given in this Technical Data Sheet should never be considered as a specification of the product's properties.